Multiple District LC

As of October 2026 Cumulative

Year	New Clubs	Dropped Clubs	Gain/ Loss Clubs	New Members	Charter Members	Reinstate Members	Transfer Members	Total Member Added	Total Members Dropped	Gain/ Loss Members
2022-2023	5	24	-19	1,177	168	132	113	1,590	1,749	-159
2023-2024	10	15	-5	1,349	241	128	71	1,789	1,669	120
2024-2025	17	14	3	1,312	383	145	81	1,921	1,823	98
2025-2026	12	24	-12	1,505	263	96	93	1,957	1,772	185
2026-2027	2	2	0	458	62	27	38	585	473	112
Average	**9**	**16**	**-7**	**1,160**	**223**	**106**	**79**	**1,568**	**1,497**	**71**

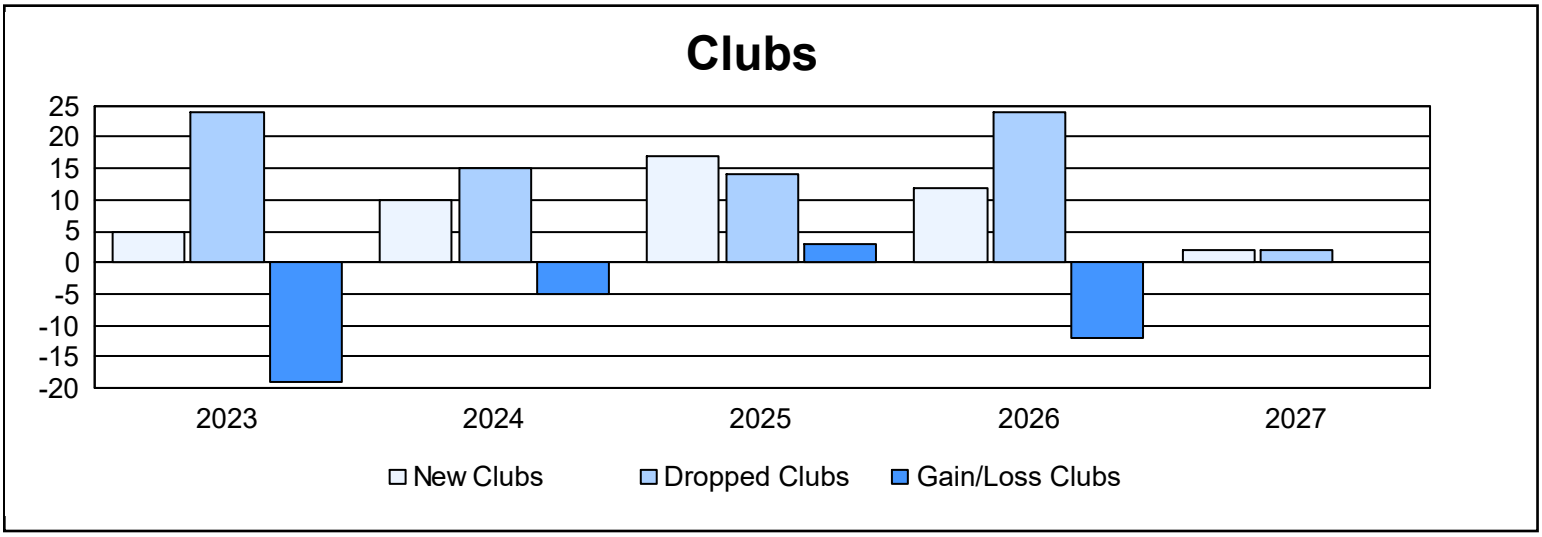

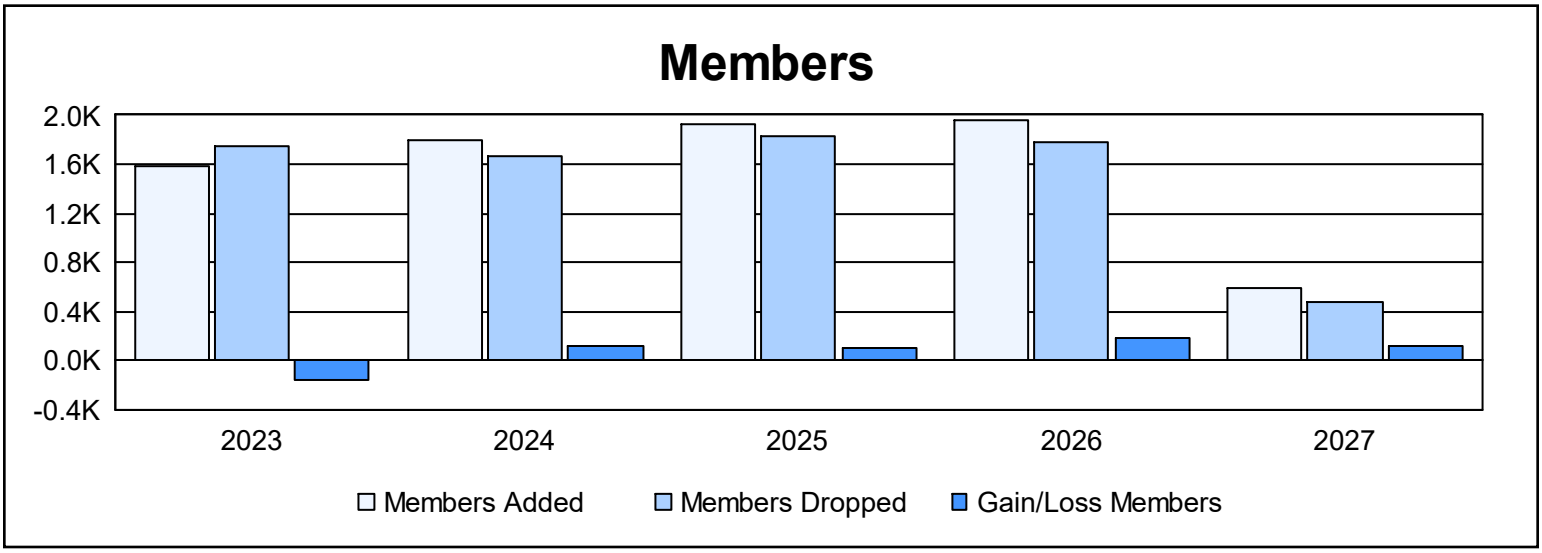

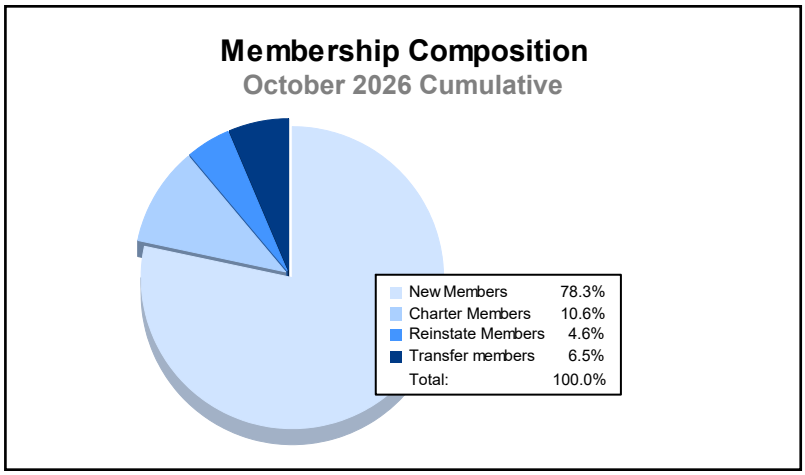
Membership Composition
October 2026 Cumulative
New Members 78.3%
Charter Members 10.6%
Reinstate Members 4.6%
Transfer members 6.5%
Total: 100.0%

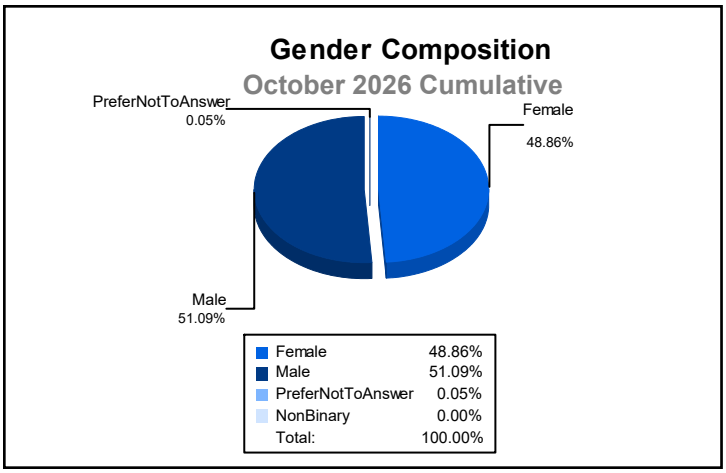
Gender Composition
October 2026 Cumulative
PreferNotToAnswer
0.05%
Female
48.86%
Male
51.09%
Female 48.86%
Male 51.09%
PreferNotToAnswer 0.05%
NonBinary 0.00%
Total: 100.00%